



**Engineered Solution For
Downhole Cables And Control Lines**



Hydraulic Installation Tools



Manual Installation Tools

Distributed By:



www.grippy.com

www.grippy.com



Grippy Mission:

- To convey and secure ESP cables and control lines in and out of well-bores quickly, safely and efficiently
- Contoured, slick features to prevent hang-ups downhole
- Extensive testing and qualification systems
- Manufactured to ISO 9001-2000 quality procedures

Specifications

Typical Protector Assembly Sizes

Grippy over-the-coupling cable protector assemblies are available from 2-3/8" thru 7". All are designed to new exacting standards.

Channel Options

Can be configured for both round and flat ESP cables, SSSVs, chemical injection lines, smart well TEC's and fibre optics.

Features

- All Grippy Cable Protectors have galvanised protection
- All hinge pin seams are spot welded to enhance overall integrity of the assembly
- Engineered to eliminate compression-induced damages to the ESP conductors
- Resists slipping and rotation
- Positive non-destructive gripping action
- All protectors are built to be reusable
- Pneumatic/hydraulic and mechanical tools for choice of installation
- Alternative designs and materials available to order



A Each clamp has a four-point friction pad gripping system to facilitate make-up to a wide variety of API tubulars.

B Triple progressive contact pads on the channel improve gripping characteristics without compromise to the integrity of the cable.

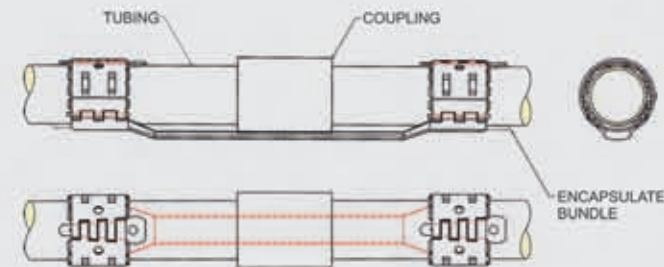
C Two hinge pin flanges make contact with the tubular.

D Tapered wedge-lock pin with dimples, when inserted, secures the clamp to the tubular.

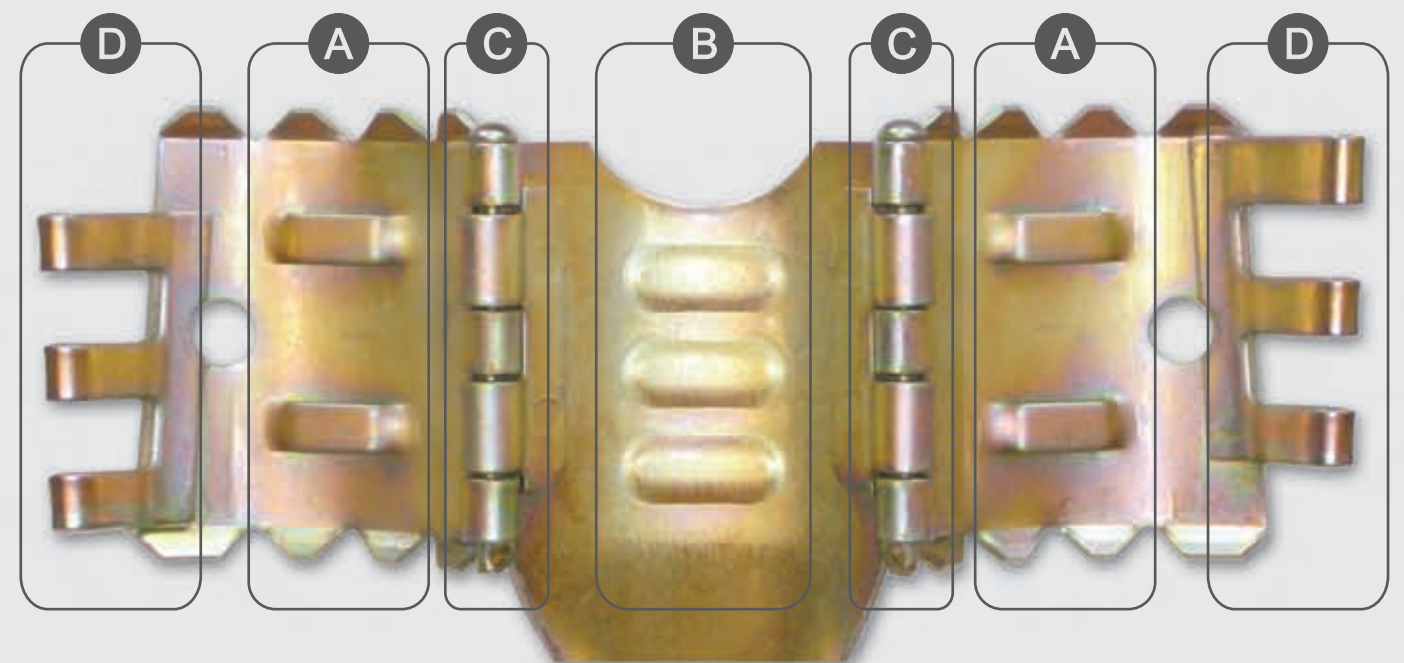
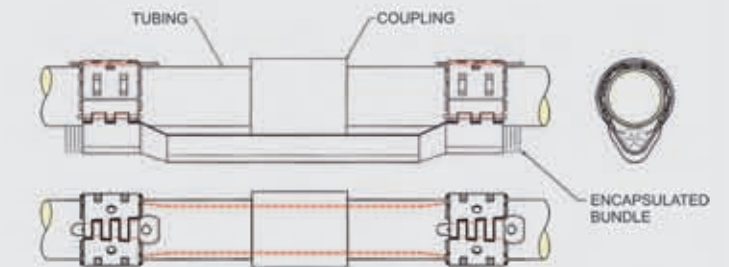
8 Positive Contact Points for Tubular Assembly

Engineered Solution For Downhole Cables And Control Lines

Grippy Protector With Flat Channel Configuration



Grippy Protector With Round Channel Configuration



Mid-Joint Clamp



Wedge-lock Taper Pin

